


## PRIVACY NOTES

For our customer privacy policy, please visit:

<https://www.plasma-cloud.com/customer-policy/>



©2019 Plasma Cloud Ltd. All Rights reserved

5/F Yat Chau Building, 262 Des Voeux Road Central, Hong Kong

[www.plasma-cloud.com](http://www.plasma-cloud.com)

The software included in this product contains copyrighted software that is licensed under GPL.

A copy of that license, along with instructions on how to obtain the source code, is available at

<https://www.gnu.org/copyleft/gpl.html>

## FCC COMPLIANCE NOTICE

Any changes or modifications not expressly approved by the party responsible for compliance could void your authority to operate the equipment.

Note: This equipment has been tested and found to comply with the limits for a Class B digital device, pursuant to part 15 of the FCC Rules. These limits are designed to provide reasonable protection against harmful interference in a residential installation. This equipment generates, uses and can radiate radio frequency energy and, if not installed and used in accordance with the instructions, may cause harmful interference to radio communications. However, there is no guarantee that interference will not occur in a particular installation. If this equipment does cause harmful interference to radio or television reception, which can be determined by turning the equipment off and on, the user is encouraged to try to correct the interference by one or more of the following measures:

- Reorient or relocate the receiving antenna.
- Increase the separation between the equipment and receiver.
- Connect the equipment into an outlet on a circuit different from that to which the receiver is connected.
- Consult the dealer or an experienced radio/TV technician for help.

FCC Caution: Any changes or modifications not expressly approved by the party responsible for compliance could void the user's authority to operate this equipment.

This transmitter must not be co-located or operating in conjunction with any other antenna or transmitter. Operations in the 5.15-5.25GHz band are restricted to indoor usage only.

This equipment complies with FCC RF radiation exposure limits set forth for an uncontrolled environment. This equipment should be installed and operated with a minimum distance of 20 centimeters between the radiator and your body.

## IC COMPLIANCE NOTICE

This product meets the applicable Innovation, Science and Economic Development Canada technical specifications.

Ce produit répond aux spécifications techniques applicables à l'innovation, Science et Développement économique Canada.

This device complies with Industry Canada's licence-exempt RSSs. Operation is subject to the following two conditions:

- (1) This device may not cause interference; and
- (2) This device must accept any interference, including interference that may cause undesired operation of the device.

Le présent appareil est conforme aux CNR d'Industrie Canada applicables aux appareils radio exempts de licence. L'exploitation est autorisée aux deux conditions suivantes:

- (1) L'appareil ne doit pas produire de brouillage, et
- (2) L'utilisateur de l'appareil doit accepter tout brouillage radioélectrique subi, même si le brouillage est susceptible d'en compromettre le fonctionnement.

This device complies with the ISED radiation exposure limit set forth for an uncontrolled environment. This device should be installed and operated with minimum distance 20cm between the radiator & your body. This transmitter must not be co-located or operating in conjunction with any other antenna or transmitter.

Cet équipement est conforme avec l'exposition aux radiations ISED définies pour un environnement non contrôlé. Cet équipement doit être installé et utilisé à une distance minimum de 20 cm entre le radiateur et votre corps. Cet émetteur ne doit pas être co-localisées ou opérant en conjonction avec une autre antenne ou transmetteur.

## IC COMPLIANCE NOTICE

Caution:

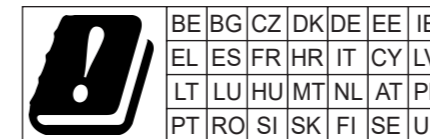
- (i) the device for operation in the band 5150–5250 MHz is only for indoor use to reduce the potential for harmful interference to co-channel mobile satellite systems;
- (ii) where applicable, antenna type(s), antenna models(s), and worst-case tilt angle(s) necessary to remain compliant with the e.i.r.p. elevation mask requirement set forth in section 6.2.2.3 shall be clearly indicated.

Avertissement:

- (i) les dispositifs fonctionnant dans la bande de 5 150 à 5 250 MHz sont réservés uniquement pour une utilisation à l'intérieur afin de réduire les risques de brouillage préjudiciable aux systèmes de satellites mobiles utilisant les mêmes canaux;
- (ii) lorsqu'il y a lieu, les types d'antennes (s'il y en a plusieurs), les numéros de modèle de l'antenne et les pires angles d'inclinaison nécessaires pour rester conforme à l'exigence de la p.i.r.e. applicable au masque d'élévation, énoncée à la section 6.2.2.3, doivent être clairement indiqués.

## CE COMPLIANCE NOTICE

This equipment complies with EU radiation exposure limits set forth for an uncontrolled environment. This equipment should be installed and operated with minimum distance 20 cm between the radiator and your body.



PA2200

Quick Start Guide

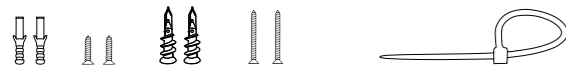
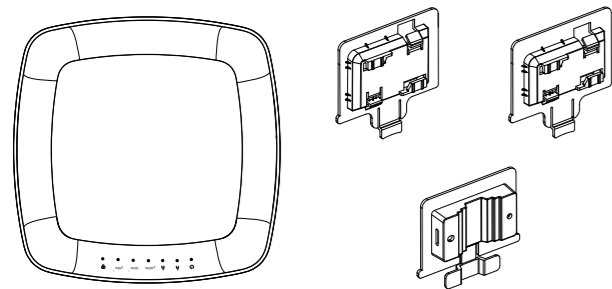
## INTRODUCTION

Thank you for purchasing the PA2200.

This Quick Start Guide is designed to guide you through the installation process.

## PACKAGE CONTENTS

1. Access Point
2. Mounting options (ceiling, wall, T-rail)
3. Screws and screw plugs for various surfaces
4. Cable tie



## CLOUD MANAGEMENT

1. Sign up at [console.plasma-cloud.com](https://console.plasma-cloud.com).
2. Create your first organisation by navigating to **Organisations** → **Create new organisation**. Fill in the form and click **Create**.
3. You can now create your first network. Navigate to **Networks** → **Create new network**, fill in the form and click **Create**.
4. Setup your network by navigating to **Settings** → **Network**.
5. Create and configure your first SSID by navigating to **Settings** → **SSIDs** → **Create new SSID**.
6. Go back to Overview and click on the map to add your first Access Point.

The last point can be repeated to add as many Access Points as needed.

You can now plug-in your Access Point and connect it to the Internet. **The Plasma Cloud configuration only takes a few seconds!**

## PHYSICAL INSTALLATION

This Access Point is designed to be installed indoor only and can operate between 0°C ~ 40°C (32°F ~ 104°F). It comes with a set of mounting options that can be used to install this device on various surfaces such as: ceilings, walls and T-rails of various sizes.

This Access Point can be powered by:

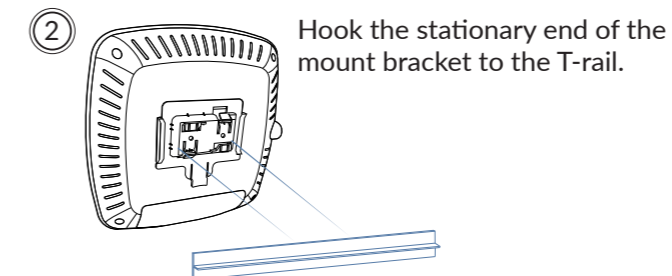
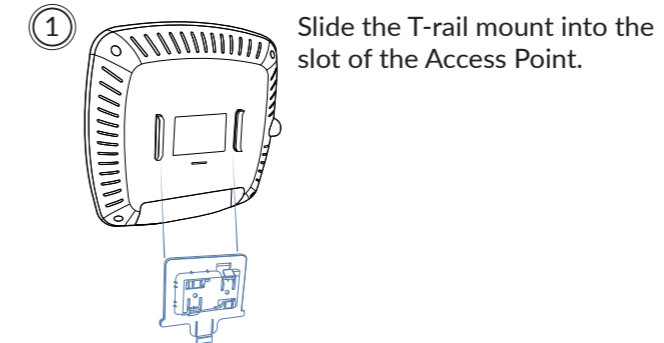
1. a 54V/0.5A PoE injector (802.3af/at)
2. a 12/2A DC power adapter



## SUPPORT

Feel free to visit <https://support.plasma-cloud.com> for additional technical guidance or to contact our support department.

## T-RAIL MOUNTING



## WALL MOUNTING

